

PROBLEM:

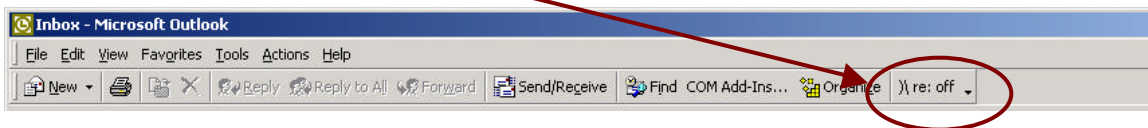
- no way to *automatically* set a ReplyTo: address for outgoing Outlook email.
- why it is not a standard feature, i'll never know: the new version (Outlook XP) does not include this feature.
- why no one else wrote something like this, i'll also never know ... seems like someone else must've requested it by now.

SOLUTION:

- a new add-in for Outlook — replyTo: adds a user-definable ReplyTo: field to outgoing messages.

INSTALLATION:




- installation is pretty self-explanatory. run the installer.
- requires Outlook 2000.
- installs as a COM add-in for Outlook 2000 — to remove it, you have to go to:
 - Outlook → Tools → Options → Others → Advanced Options... → COM Add-ins...
- Interface: replyTo installs as a button on the standard Outlook Toolbar



USAGE:

- click on the button to bring up the configuration dialog:



- the replyTo button on the outlook toolbar will indicate the current setting:
 - enabled = replyTo is set for every outgoing message. 
 - prompt = prompts on a per-message basis. 
 - disabled = replyTo field is not set. 

FEATURES:

- seems to work for internal (exchange) and external (SMTP/internet) mail
- does not resolve addresses in precisely the same manner as outlook (i.e. the address changing behavior of the "To: line" with the fancy juggling of internet addresses, internal addresses (underlined) or unresolved (red squiggly) ... maybe someday)
- does not bring up the address selection panel if an address cannot be unresolved

BUGS:

- more of an unknown -- i'm not sure how it deals with Internet mail, sent with a replyTo of an exchange mailbox having multiple internet address aliases. (i.e. using outlook to send to an outside internet address). i presume it will resolve to the default smtp address.
- uninstall does not always remove the button from the toolbar. see "upgrade" below for details on how to manually remove the button
- upgrade from a beta version does not always replace the old toolbar button (one without status indication) with new one. if, after upgrading, you do not see the indicators, do the following in Outlook 2000 to remove the old button and display the new one
 - Tools → Customize
 - this puts you in a mode where you can graphically edit the toolbar
 - drag the replyTo button from the toolbar to a position OFF the toolbar. the cursor will change to have a small [X] on it
 - drop the button .. poof: gone!
 - now go to the COM Add-ins page
Tools → Options → Others → Advanced Options... → COM Add-ins...
 - uncheck the replyTo add-in. click OK to unload it
 - go back to COM Add-ins... page
 - uncheck the replyTo add-in. click OK to load it
 - this now loads the new toolbar button

FEEDBACK

- visit us at <http://www.openshark.com/replyTo> or email support@openshark.com

openshark, incorporated
2151 bering dr
san jose, ca 95131
408.324.0550

LEGAL

DEFINITION: replyTo version 1.0 (“software”) is distributed as a freeware companion utility to Openshark MAI Messaging Agent, an enterprise software platform for mobile messaging enhancements.

LICENSE: This software and associated documentation (“materials”) are copyrighted and any unauthorized use of these materials may violate copyright, trademark, and other laws. You use these materials solely for your personal, non-commercial internal use unless specifically licensed to do otherwise by Openshark in writing. This is a license, not a transfer of title, and is subject to the following restrictions: You shall not use, copy, rent, lease, sell, modify, decompile, disassemble, otherwise reverse engineer, or transfer these materials except as provided in this agreement. Any such unauthorized use of these materials shall result in immediate and automatic termination of this license. You agree to prevent any unauthorized copying of the Materials.

OWNERSHIP OF MATERIALS: Materials are copyrighted and are protected by worldwide copyright laws and treaty provisions. Openshark does not grant any express or implied right to you under any patents, copyrights, trademarks, or trade secret information.

DISTRIBUTION: We encourage you to freely copy and distribute freeware materials to any and all who are interested in obtaining a copy, including distribution through the Internet, BBSs, Shareware distribution libraries, CD-ROMs, etc. These materials, including all related program files and documentation files CANNOT be modified in any way and may only be redistributed as a complete unmodified package from the original distribution, without exception.

Openshark makes no representations about the suitability of the information contained in these materials for any purpose. All such materials are provided "as is" without warranty of any kind. Openshark hereby disclaim all warranties and conditions with regard to these materials, including all warranties and conditions of merchantability, whether express, implied or statutory, fitness for a particular purpose, title and non-infringement.

In no event shall Openshark be liable for any special, indirect or consequential damages or any damages whatsoever resulting from loss of use, data or profits, whether in an action of contract, negligence or other tortious action, arising out of or in connection with the use, performance or inability to use these materials.

Please direct all licensing queries to support@openshark.com

© 2002 Openshark, Incorporated